

AlGaAs Laser Diode

Description

The SLD104AU is a AlGaAs laser diode developed for positive power supplies. In comparison with the SLD104U, this device attains even lower power consumption levels.

Features

- Low power consumption
- Single power supply
- Low noise
- Microminiaturized package ($\phi 5.6\text{mm}$)

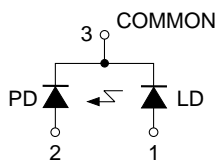
Structure

- AlGaAs double hetero-type laser diode
- PIN photo diode for laser optical power output monitor

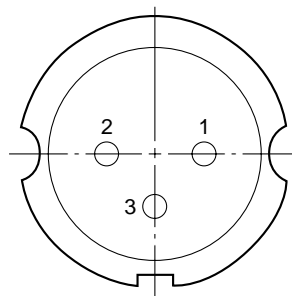
Absolute Maximum Ratings ($T_c = 25^\circ\text{C}$)

- | | | | |
|-------------------------|------------|------------|------------------|
| • Optical power output | P_{omax} | 5 | mW |
| • Reverse voltage | V_R LD | 2 | V |
| | PD | 15 | V |
| • Operating temperature | T_{opr} | -10 to +60 | $^\circ\text{C}$ |
| • Storage temperature | T_{stg} | -40 to +85 | $^\circ\text{C}$ |

Connection Diagram



Pin Configuration



Bottom View

- 1. LD anode
- 2. PD anode
- 3. COMMON

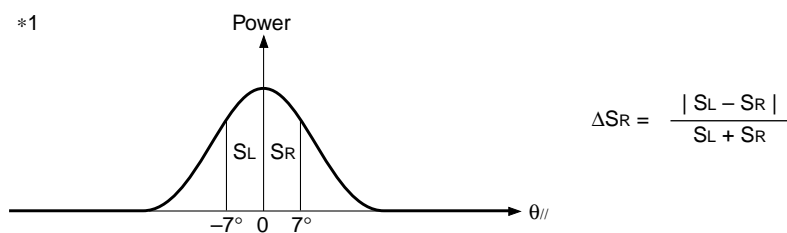
Sony reserves the right to change products and specifications without prior notice. This information does not convey any license by any implication or otherwise under any patents or other right. Application circuits shown, if any, are typical examples illustrating the operation of the devices. Sony cannot assume responsibility for any problems arising out of the use of these circuits.

Electrical and Optical Characteristics (Tc = 25°C)

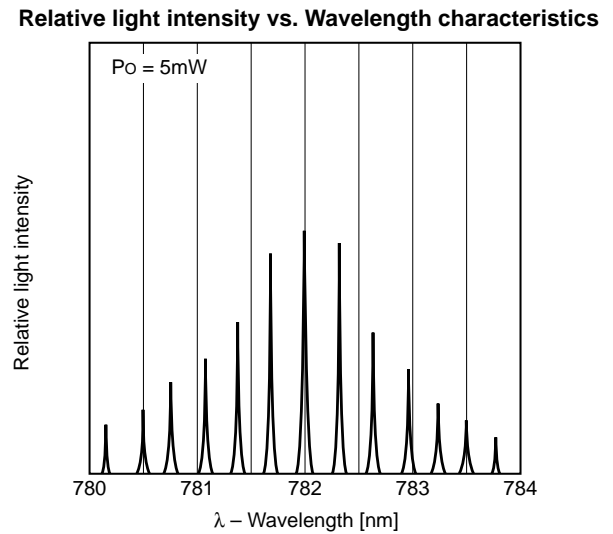
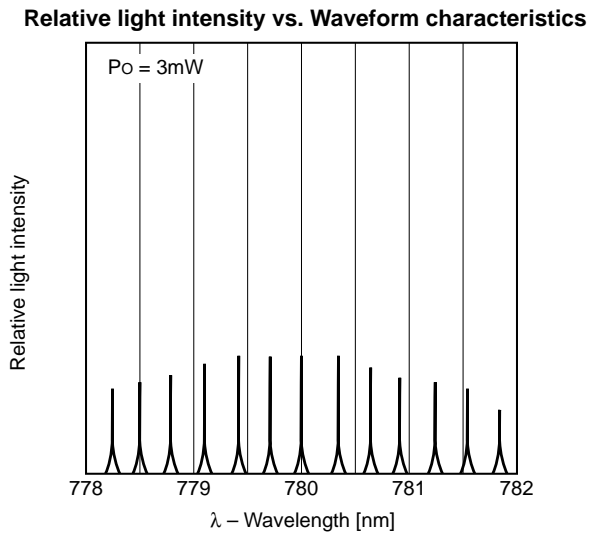
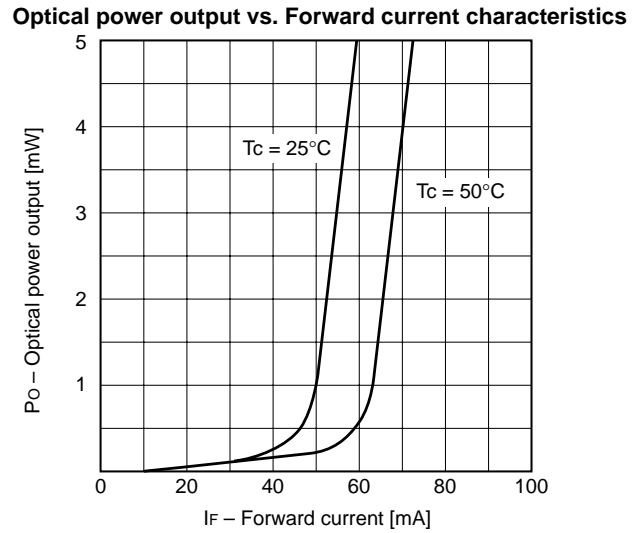
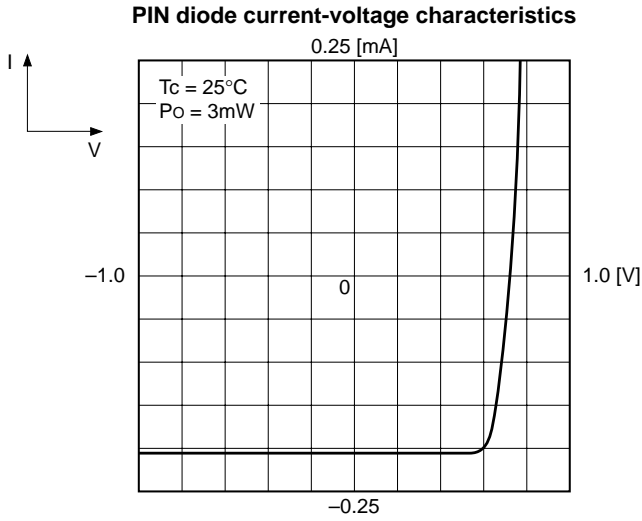
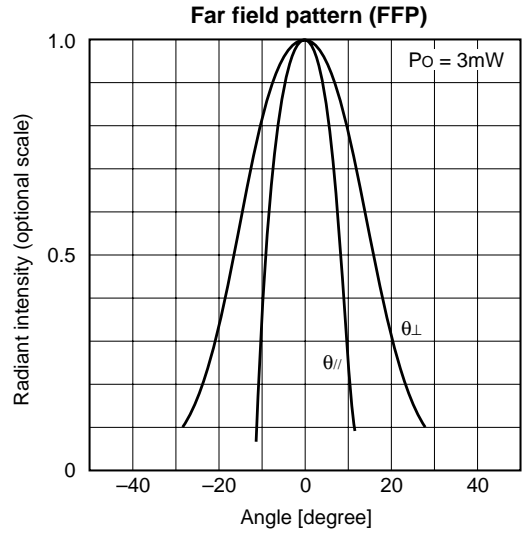
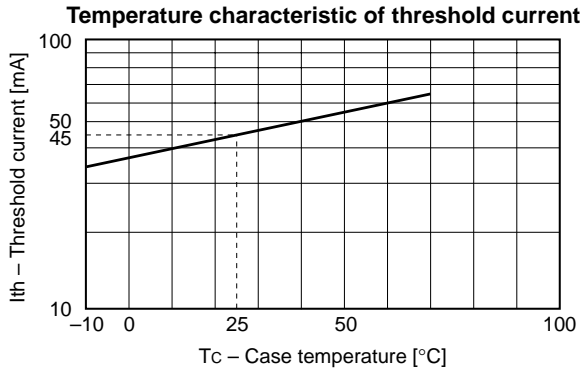
Tc: Case temperature

Item	Symbol	Condition	Min.	Typ.	Max.	Unit	
Threshold current	I _{th}			45	60	mA	
Operating current	I _{op}	P _O = 3mW		52	70	mA	
Operating voltage	V _{op}	P _O = 3mW	1.7	1.9	2.5	V	
Wavelength	λ	P _O = 3mW	760	780	800	nm	
Monitor current	I _m	P _O = 3mW, V _R = 5V	0.08	0.15	0.4	mA	
Radiation angle (F. W. H. M. *)	Perpendicular	θ _⊥	P _O = 3mW	20	32	45	degree
	Parallel	θ _{//}		9	17	25	degree
	Asymmetry	ΔS _R *1				20	%
Positional accuracy	Position	ΔX, ΔY, ΔZ	P _O = 3mW			±150	μm
	Angle	Δφ _⊥				±3	degree
Differential efficiency	η _D	P _O = 3mW	0.2	0.45	0.7	mW/mA	
Astigmatism	A _s	P _O = 3mW Z _{//} - Z _⊥			15	μm	
Signal to noise ratio	S/N	f _c = 7.5MHz Δf = 30kHz P _O = 4mW		88		dB	
Dark current of PD	I _D	V _R = 5V			150	nA	
Capacitance of PD	C _T	V _R = 5V, f = 1MHz			30	pF	

* F. W. H. M. : Full Width at Half Maximum



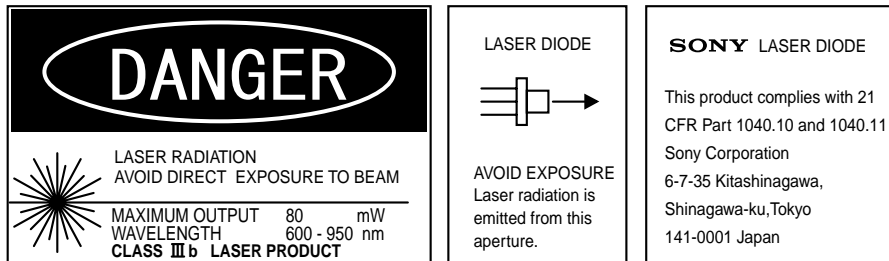
Example of Representative Characteristics



Notes on Operation

Care should be taken for the following points when using this product.

- (1) This product corresponds to a Class 3B product under IEC60825-1 and JIS standard C6802 "Laser Product Emission Safety Standards".



- (2) Eye protection against laser beams

Take care not to allow laser beams to enter your eyes under any circumstances.

For observing laser beams, ALWAYS use safety goggles that block laser beams. Usage of IR scopes, IR cameras and fluorescent plates is also recommended for monitoring laser beams safely.

- (3) Gallium Arsenide

This product uses gallium arsenide (GaAs). This is not a problem for normal use, but GaAs vapors may be potentially hazardous to the human body. Therefore, never crush, heat to the maximum storage temperature or higher, or place the product in your mouth.

In addition, the following disposal methods are recommended when disposing of this product.

1. Engaging the services of a contractor certified in the collection, transport and intermediate treatment of items containing arsenic.
2. Managing the product through to final disposal as specially managed industrial waste which is handled separately from general industrial waste and household waste.

- (4) Prevention of surge current and electrostatic discharge

Laser diodes are most sensitive to electrostatic discharge among semiconductors. When a large current is passed through the laser diode for even an extremely short time, the strong light emitted from the laser diode promotes deterioration and then destruction of the laser diode. Therefore, note that surge current should not flow to the laser diode driving circuit from switches and others. Also, if the laser diode is handled carelessly, it may be destroyed instantly because electrostatic discharge is easily applied by a human body. Therefore, be extremely careful about overcurrent and electrostatic discharge.

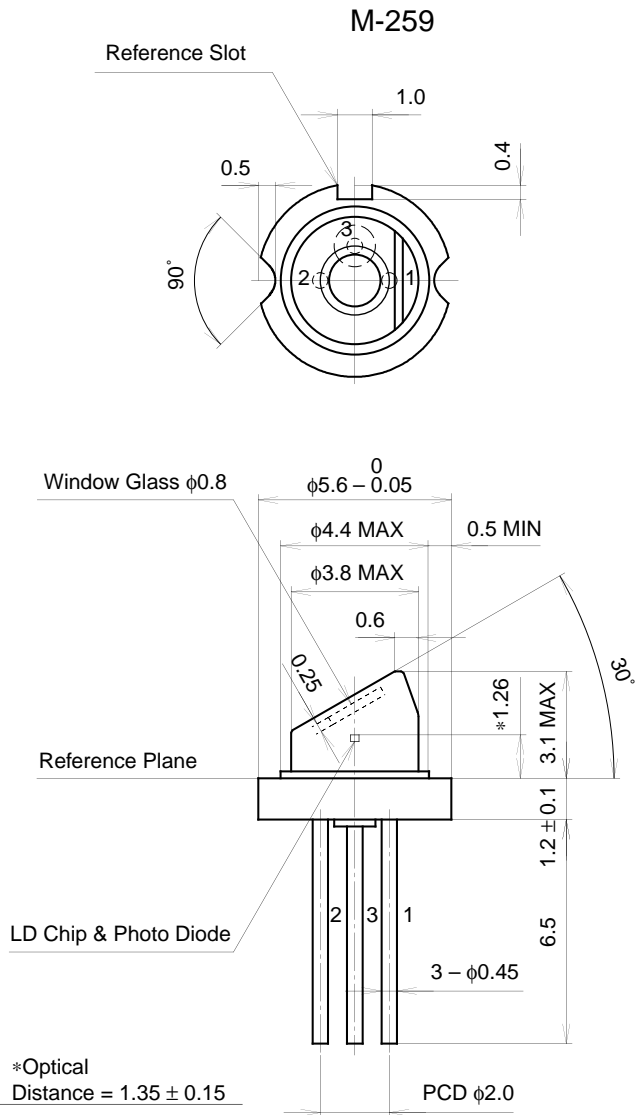
- (5) Use for special applications

This product is not designed or manufactured for use in equipment used under circumstances where failure may pose a risk to life and limb, or result in significant material damage, etc.

Consult your Sony sales representative when investigating use for medical, vehicle, nuclear power control or other special applications. Also, use the power supply that was designed not to exceed the optical power output specified at the absolute maximum ratings.

Package Outline

Unit: mm



SONY CODE	M-259
EIAJ CODE	_____
JEDEC CODE	_____

PACKAGE MASS	0.3g
--------------	------

This datasheet has been download from:

www.datasheetcatalog.com

Datasheets for electronics components.